



Features

- 5 A switching capacity
- Small size , 12.5mm high and 10.1mm wide
- Creepage distance: 8mm, IP/OP 5,000 V.
- Several contact types available
- White shell compliance with CTI > =250V.

Safety Approval

UL, C-UL File No.: waiting
VDE File No.: waiting
CQC File No.: waiting

Contact Capacity

Model	SML-2Pole
Nominal switching capacity (res. load)	5A 277VAC
Max. switching current	5A
Max. switching voltage	277VAC
Max. switching power	1385VA

Characteristic Data

Contact material	Silver alloy	
Initial contact resistance	100mΩ Max	
Operate time (at nominal volt.)	10msec. Max.	
Release time (at nominal volt.)	5 msec. Max.	
Initial insulation resistance	100MΩ Min.(DC500V)	
Initial dielectric strength	Between open contacts: AC1,000V, 50/60Hz 1min.	
	Between coil and contact: AC5,000V, 50/60Hz 1min.	
	Between contact sets : AC 2,500 V, 50/60Hz 1min.	
Vibration resistance	Functional	10 ~ 55Hz at double amplitude of 1.5 mm
	Destructive	10 ~ 55Hz at double amplitude of 1.5 mm
Shock resistance	Functional	10GMin.
	Destructive	100GMin.
Endurance (operations)	Mechanical (at10,800 ops./h)	10,000,000
	Electrical (at 360 ops./h)	100,000
Ambient temperature	-40°C ~ +85 °C (nocondensation)	
Unit weight	Approx. 10.5 g	

Coil Data (at 20°C)

Normal Voltage (VDC)	Normal operating current ±10%(mA)	Coil resistance ±10%(mΩ)	Max. allowable voltage	Pick-up voltage (Max.)	Drop-out voltage (Min.)	Nominal operating power
5	71.40	70	150 % of nominal voltage	70% of nominal voltage	10 % of nominal voltage	Approx. 0.36W
6	60.00	100				
9	40.00	225				
12	30.00	400				
18	20.00	900				
24	15.00	1,600				
48	7.50	6,400				
60	6.00	10,000				

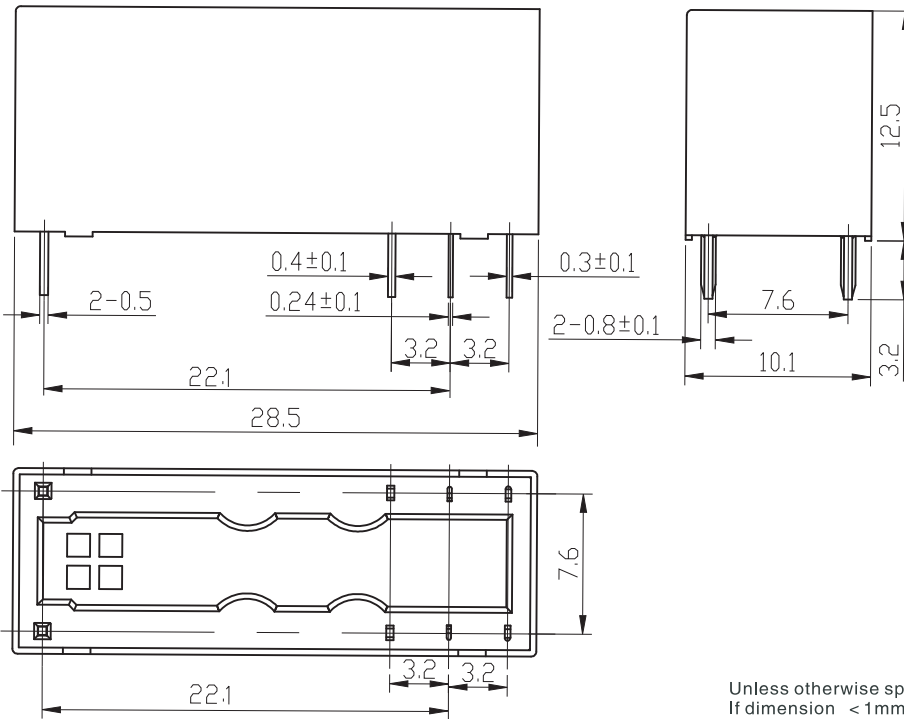
Safety Approval Ratings

Approval	CQC	VDE	UL
File No.	waiting	waiting	waiting

Ordering Information

Nomenclature										
SML	-S	-1	12	D	M	1	-F	-XX		
Special Parameter: Nil-Standard type, Letter or number-Special requirement										
Insulation System: Nil-Standard, B-Class B, F-Class F										
Contact Material : Nil-AgNi and AgSnO ₂ , 1-AgSnO ₂ , 2-AgNi and AgSnO ₂ + Au plated, 3-AgSnO ₂ + Au plated										
Contact Form: Nil-Form C, M-Form A										
Coil Power: D - 0.36W										
Coil Voltage(VDC): 05, 06, 09, 12, 18, 24, 48, 60										
Number of Poles: 2-2 Pole										
Protective Construction: S-Flux proofed SH-Sealed type washable										
Type Designation: SML										

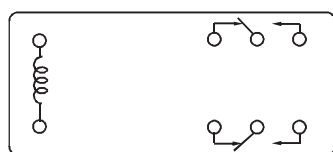
Outline Dimensions, Wiring Diagram, P.C. Board Layout (unit: mm)




Unless otherwise specified:
 If dimension < 1mm, tolerance: ± 0.2mm;
 If dimension 1-5mm, tolerance: ± 0.3mm;
 If dimension > 5mm, tolerance: ± 0.4mm.

Note: 1. Extended terminal dimension is dimension before soldering.
 2. Tolerance of P.C.B. layout: ± 0.1mm.

2P,5A
3.2mm pinning



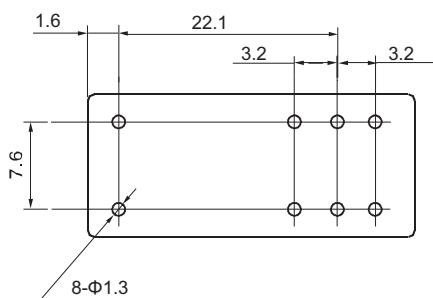
2c



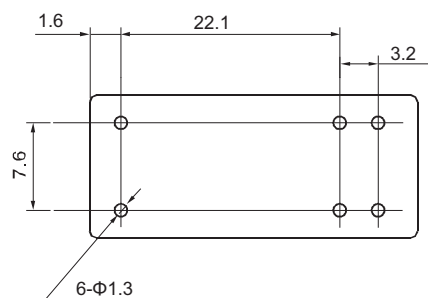
2a

Wiring Diagram (bottom view)

2P,5A
3.2mm pinning



2c



2a

P.C.B. Layout (bottom view)

Typical Applications

- Home appliances, washing machine, air conditioner, microwave oven, audio equipment, monitor, industrial control equipment, instrument, etc.

Disclaimer:

This datasheet is the customers' reference. All the specifications are subject to change without notice. We could not evaluate all the performance and all the parameters for every possible application. Thus the user should be in a right position to choose the suitable product for their own application. If there is any query please contact Sanyou for the technical service. However it is the user's responsibility to determine which product should be used only.