

Features

- High contact capability : 12A switching capability.
- Low coil power consumption, low price.
- Microminiature relay, standard PCB terminal.
- Compliance EU RoHS and the requirement of white home appliances.
- Compliance with IEC60335-1 GWIF 850°C/GWIT 775°C and CTI>=250V.
- Impulse withstand voltage ≥6000V
- Compliance with IEC/EN 60079-15 explosion-proof.
- Satisfice IEC60335-1 product is available.
- Satisfice IEC60079-15 product is available.

Safety Approval

UL , C-UL File No. : E190598

VDE File No.: 40034479

CQC File No. : CQC02001002126

Contact Capacity

Model	SRDI -DM	SRDI -D	SRDI-DB
Nominal switching capacity (res. load)	10A 250VAC	NO10A 250VAC NO/NC7A 250VAC	7A 250VAC
Max. switching current	15A	12A	12A
Max. switching voltage	277VAC	277VAC	277VAC
Max. switching power	2,770VA	2,770VA	1,939VA

Characteristic Data

Contact material	silver alloy	
Initial contact resistance (at 6VDC 1A)	100mΩ Max.	
Operate time (at nominal volt.)	8msec. Max.	
Release time (at nominal volt.)	5msec. Max.	
Initial insulation resistance	100MΩ Min.(DC500V)	
Initial dielectric strength	Between open contacts : AC 750V , 50/60Hz 1min.	
	Between coil and contact: standard product AC 2,500V,50/60Hz 1min product with suffix"-6" : Ac3000V,50/60Hz 1min	
Impulse withstand voltage	Between coil and contact : standard product ≥ 4800V 1.2/50us	
	product with suffix"-6" ≥ 6000V 1.2/50us	
Vibration resistance	Function	10 ~ 55Hz at double amplitude of 1.5 mm
	Destructive	10 ~ 55Hz at double amplitude od 1.5 mm
Shock resistance	Function	10G Min.
	Destructive	100G Min.
Endurance (operations)	Mechanical(at 10,800ops./)	10,000,000
	Electrical (at 1,800ops./)	100,000
Ambient temperature	-40°C ~ +85°C(no condensation) Please contact us if your working condition is 105°C	
Unit weight	Approx.8.5g	

Coil Data (at 20°C)

Nominal voltage (VDC)	Nominal operating current $\pm 10\%$ (mA)	Coil resistance $\pm 10\%$ (Ω)	Max. allowable voltage	Pick-up voltage (Max.)	Drop-out voltage (Min.)	Nominal operating power
3	120.00	25	130 % of nominal voltage	75 % of nominal voltage	5 % of nominal voltage	0.36W
5	71.42	70				
6	60.00	100				
9	40.00	225				
12	30.00	400				
15	24.00	625				
18	20.00	900				
24	15.00	1,600				
48	7.50	6,400				
60	6.00	10,000				

Safety Approval Ratings

(Note: More detail of approval ratings, please refer to the safety certification)

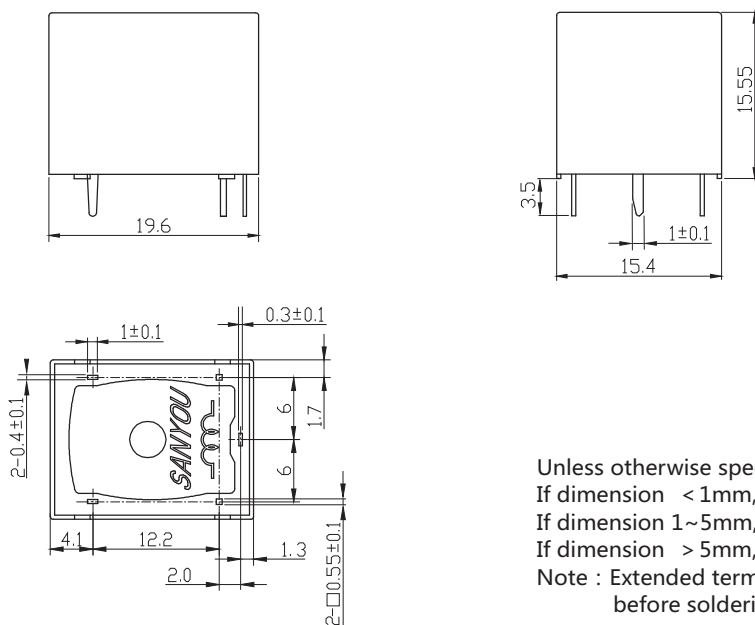
Approval	CQC	VDE	UL/CUL
File No.	CQC02001002126	40034479	E190598
Approved ratings	7A 250VAC 5A 240VAC 10A 250VAC (Form A & Form C NO)	Contact code 2 or rNil: 10A 250VAC(Form C,NO) 7A 250VAC(Form C,NO) 6A 250VAC(Form C , NC) Contact code 2 or blank: 10A 250VAC(Form A) 7A 250VAC(Form A) Contactcode 3: 10A 250VAC(Form C,NO) 7A 250VAC(Form C,NO) 6A 250VAC(Form C , NC) Contact code 3: 10A 250VAC(Form A) 7A 250VAC(Form A)	contact code 2 (Form C) or Nil(Form A or Form B) : 12A 125VAC , Resistive,NO&NC 15A 125VAC , Resistive,NO 10A 250VAC , Resistive,NO 7A 250VAC , General use,NO&NC 3A 125VAC , General Use,NO&NC 10A/6A 250VAC , General use , NO/NC 10A/6A 125VAC , General use , NO/NC 10A/6A 28VDC , General use,NO/NC 1/3HP 250VAC,NO&NC FLA 5A, LRA 10A, 120/ 240VAC, NO Pilot Duty : 240VA , 240VAC TV-3 , 120VAC , NO TV-5 , 120VAC , NO contact code 2(Form A or Form B)or Nil (Form C) : 12A/ 15A 125VAC , Resistive& Generaluse ,NO 10A 250VAC/28VDC , Resistive& Generaluse ,NO 1/3HP 250VAC,NO FLA 5A, LRA 10A, 120/ 240VAC, NO TV-3 , 120VAC , NO contact code 1or 3 : 12A/ 15A 125VAC , Resistive& Generaluse ,NO 10A 250VAC/28VDC , Resistive& Generaluse ,NO 1/3HP 250VAC,NO FLA 5A, LRA 10A, 120/ 240VAC, NO TV-3 , 120VAC , NO contactcode 4 : 7A 250VAC , Resistive& Generaluse ,NO&NC 10A 250VAC , Resistive& Generaluse ,NO contactcode 5 : 7A 250VAC , Resistive& Generaluse ,NO&NC 10A 250VAC , Resistive& Generaluse ,NO contactcode 6 : (Form A or Form C) 10A 277VAC,Resistive&General use ,NO 10A 277VAC,Resistive&General use ,NC

Ordering Information

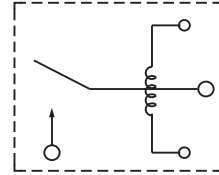
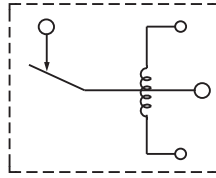
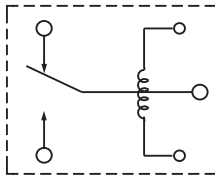
Nomenclature									
SRDI	- S	- 1	12	D	M	1	- F	- XX	
Special Parameter : Nil-Standard type 6-6000V impulse withstand voltage									
Insulation System : Nil-Standard, B-Class B, F-Class F									
Contact Material :									
Moveable contact for FormC			Moveable contact for FormA			Moveable contact for FormB			
Nil-AgSnO ₂ φ2.8			Nil-AgSnO ₂ φ3.0			Nil-AgSnO ₂ φ3.0			
1-AgCdOφ2.8			1-AgCdOφ3.0			1-AgCdOφ3.0			
2-AgSnO ₂ φ3.0			6- AgNi φ3.0						
3-AgCdOφ3.0									
4-3 compounds φ3.0									
5-Cu plated with La φ3.0									
6-AgNi φ3.0									
Contact Form : Nil-Form C, B-Form B, M-Form A									
Coil Power : D-0.36W									
Coil Voltage (VDC) : 03, 05, 06, 09, 12, 15, 18, 24, 48, 60									
Number of Poles : 1-1 Pole									
Protective Construction : S-Flux proofed,SH-Sealed type washable									
TypeDesignation : SRDI									

Notes : (1)Dust covers with the marking of "VDE" are just for intend products with the suffixs of "D","D2", "D3","D6","DM"and"DM6".
(2)All stationary contacts specified as: φ3.0mm.

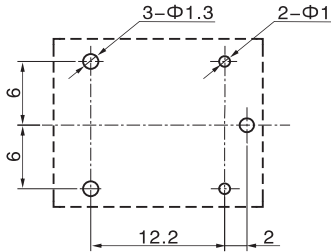
Outline Dimensions, Wiring Diagram, P.C. Board Layout (unit : mm)



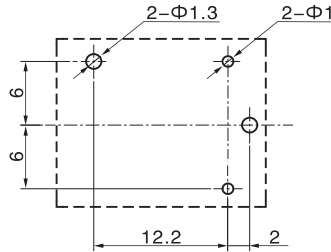
Unless otherwise specified :
 If dimension < 1mm, tolerance : ±0.2mm;
 If dimension 1~5mm, tolerance : ±0.3mm;
 If dimension > 5mm, tolerance : ±0.4mm.
 Note : Extended terminal dimension is dimension before soldering.
 Tolerance of P.C.B. layout : ±0.1mm.



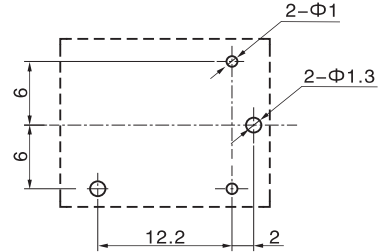
Wiring Diagram (bottom view)



1c



1b



1a

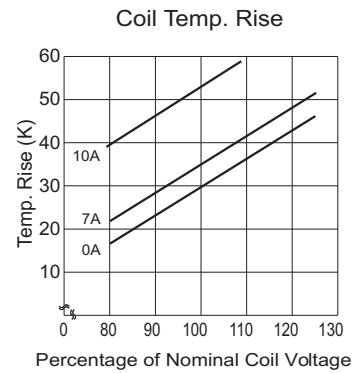
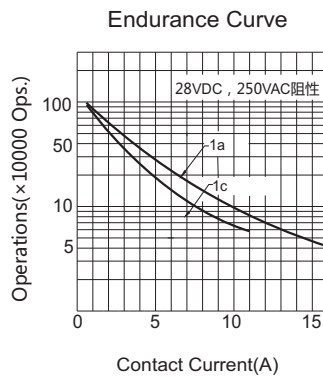
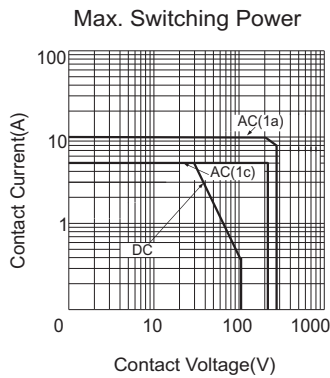
P.C.B. Layout (bottom view)

Tolerance of P.C.B. layout : ±0.1mm.

Typical Applications

- Home appliances such as air conditioner, heater, etc.
- Automat
- Office equipment such as computer, fax machine, etc.
- Automatic electric controlled window, automotive antenna, door lock, etc.

Characteristic Curves



Disclaimer:

This datasheet is the customers' reference. All the specification are subject to change without notice. We could not evaluate all the performance and all the parameters for every possible application. Thus the user should in a right position to choose the suitable product for their own application. If there is any query, please contact Sanyou for the technical service. However it is the user's responsibility to determine which product should be used only.