



◆ Feature

- ◇ 90A switching capacity
- ◇ Low consumption, Pulse driven operation
- ◇ Strong resistance ability to shock and vibration, High reliability
- ◇ Dielectric strength 4kv(coil to contacts)
- ◇ Long service life
- ◇ Environmentally friendly products(Accord RoHS)
- ◇ Drawing : 38.0mm × 30.0mm × 16.5mm

Contact Capacity

Type number	WJ31P
Nominal capacity(Resistive load)	90A 250VAC
Max.switching current	90A
Max.switching voltage	250VAC
Max.switching power	22,500VA

◆ General Spcification

Contact Material	Silver alloy	
Contact resistance	2mΩ Max.	
Operating time	20ms. Max.	
Releasing time	20ms. Max.	
Insulation Resistance	1,000mΩ Min. (DC500V)	
Dielectric Strength	Contact – contact: AC3, 000V; 50/60Hz 1min	
	Contact – coil: AC4, 000V; 50/60Hz 1min	
Creepage distance	8mm	
Resistance to vibration	10~55Hz, 1.5mm DA	
Resistance to shock	Durability	10G min
	Malfunction	100G min
Service Life	Mechanical life(3600 cycles/Hour)	100,000 cycles
	Electrical life(120 cycles/Hour)	10,000 cycles
Ambient temperature	-40℃~+70℃	
Weight	50g	

◆ Coil Data(at 20℃)

standard model

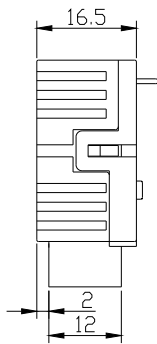
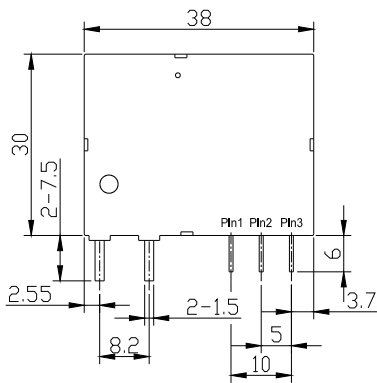
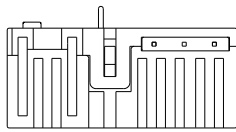
Nominal voltage (VDC)	Resistance ± 10% (Ω)			Min.Set/Reset voltage (VDC)	Pulse duration (ms)	Power consumption
	Single coil	Dual coil				
5	16.6	8.3	8.3	80% nominal voltage	100min	Single/Dual 1.5W/3.0W
6	24	12	12			
9	54	27	27			
12	96	48	48			
24	384	192	192			
48	1536	768	768			

◆ Ordering information

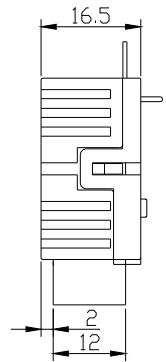
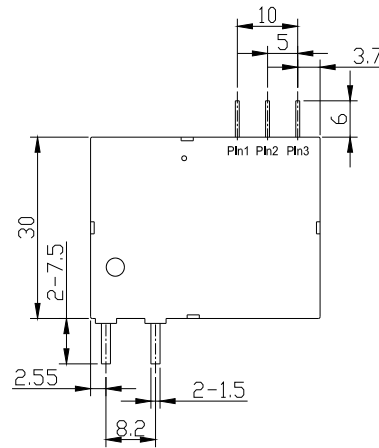
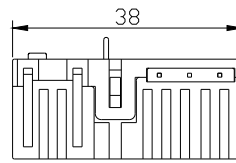
WJ31P	90A	12	D	2	XXX	
						Customized requirements.
						Coil: 1–Single coil, 2–Dual coil.
						Coil type: D–standard type.
						Rated coil voltage(VDC):06, 09, 12, 24, 48
						Switching Capacity: 90A.
						Model: WJ31P, Contact Form: 1 Pole

◆ Demension(Unit : mm)

Type A



Type B

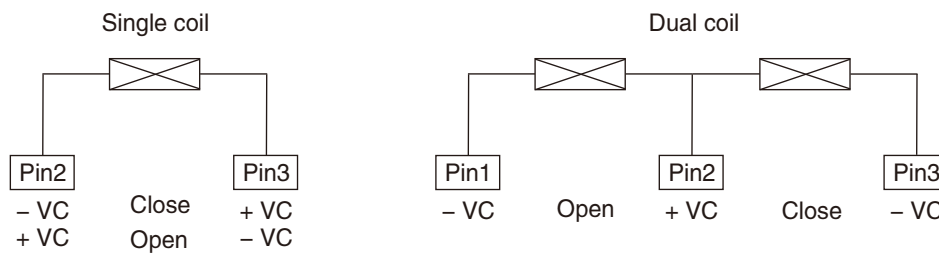


Remark: Unless otherwise specified,
 < 1mm: ± 0.2mm;
 1–5mm: ± 0.3mm;
 > 5mm: ± 0.4mm。

◆ Typical Application

- ◇ remote control
- ◇ Combination switch
- ◇ electrical power

◆ Wiring Diagram



Note: The drawings above is typical terminals, it also can be designed with customer's special terminal requirements. Please contact us if other part needed.

Precautions:

1. The original position of latching relay is "closed" when shipping. It is possible that during transit or installation, the relay may change its state to be "open" position, it is recommended to set the relay in to state needed via apply voltage to the coil.
2. In order to let relay operate normally, the voltage which apply to the coil should reach to the rated voltage, the pulse width should be 50ms to 100ms; Do not energize both coil at the same time on Dual coil or energize the coil for longer than 1 minute.
3. Relay without copper wire, the terminal can not be soldered, bend, and rigid fasten both two terminals;
4. Keep away from corrosive gas and other condition which may damage the relay.