SANYOU RELAYS
Relays for advanced technology

MINIATURE DRY TYPE REED RELAYS

SRA-RELAYS

- Flat type micro reed relay with low of 9.5mm max.in height realizes high mounting density on PC boards.
- High-capacity type(50VA max.)with switching current of 1A ;1-pole contact forms 2.54mm terminal pitches.
- Capable of stable switching as minute a load as 100mVDC,10uA.

SPECIFICATIONS

Contact

Arrangement		1a
Contact resistive (By voltage drop 1A 6VDC)		150mΩ Max.
Rating Resistive load (cos φ =1)		0.5A 100VAC 1A 24VDC
Max.switching current		1A
Max.switching power		50VA 24W
Exoected life(min.ope)	Mechanical (at 120 cpm)	$1X10^7$
	Electrical (at 20 cpm)	$1X10^5$

Characteristics

Operate time		1.0 msec.Max.
Release time		0.5 msec.Max.
Operating humidity		45~85%RH
Initial breakdown voltage	Between contact and coil	2,500VAC (50/60Hz) for 1 min.
	Between open contacts	200VAC (50/60Hz) for 1 min.
Insulation resistance		100MΩ Min.(500VDC)
Ambient temperature		-30℃~+75℃
Shock resistance	Functional	10G Min.
	Destruction	50G Min.
Vibration resistance	Functional	10 TO 55 Hz at double Amplitude of 1.5mm
	Destruction	10 TO 55 Hz at double Amplitude of 1.5mm
Unit weight		Approx. 3.0g

Coil

Nominal operating power	0.1~0.28W

TYPICAL APPLICATION

1.Communications domestic appliances
2.Security equipments
3.Office automation machines,etc.

ORDERING INFORMATION

SRA — 1 12 D M

Type	Number of pole	Coil type	Coil sensitivity	Contact form
SRA	1:1 pole	03,05,06, 09,12,24	D:0.1~0.28W	M:1 Form A

COIL(at 20°C)

SRA

Voltage code	Nominal voltage (VDC)	Nominal current (mA)	Coil resistance (Ω ±10%)	Drop-out voltage (VDC)	Pick-up voltage (VDC)	Nominal operating power (W)	Max allowable voltage (VDC)
03	3	33.30	90	10% Min.	70% Max.	Abt 0.1~0.28	160% of nominal voltage
05	5	20.00	250				
06	6	12.00	500				
09	9	12.90	700				
12	12	11.40	1,050				
24	24	11.50	2,080				

OUTLINE DIMENSIONS, WIRING DIAGRAM AND PC BOARD LAYOUT(unit:mm)

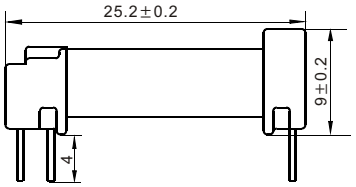

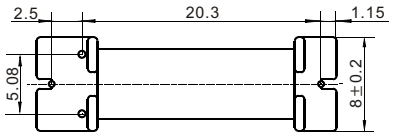

Wiring Diagram
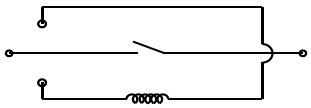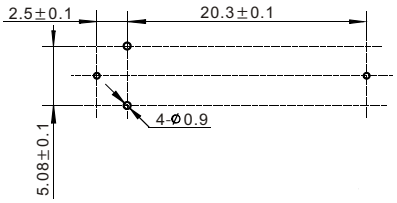
PCB layout